

Course: Fall2025POLS2580S01: POLS2580 Fall25 S01 Quantitative Research Methods I-S01
Instructor: Paul Testa,Olgahan Cat *
TA: Aidong Li
Response Rate: 5/10 (50.00 %)

1 - Please indicate your reason(s) for taking this course (check all that apply):

Response Option	Weight	Frequency	Percent	Percent Responses	
Pre-requisite for other course(s)	(1)	1	20.00%	<div></div>	
Requirement for my academic program	(2)	3	60.00%	<div></div>	
Considering this field as my potential concentration	(3)	0	0.00%		
To strengthen my graduate school applications	(4)	0	0.00%		
Elective within my academic program	(5)	1	20.00%	<div></div>	
Elective outside of my academic program	(6)	1	20.00%	<div></div>	
Reputation of instructor	(7)	0	0.00%		
Interest in topic	(8)	1	20.00%	<div></div>	
Response Rate	5/10 (50%)				

2 - Please indicate how often you attended class or for an online course how often you completed modules or other online activities on schedule.

Response Option	Weight	Frequency	Percent	Percent Responses	Means
Always	(4)	5	100.00%	<div><div></div></div>	
Frequently	(3)	0	0.00%		
About half of the time	(2)	0	0.00%		
Less than half of the time	(1)	0	0.00%		
				0 25 50 100	
Response Rate					
5/10 (50.00%)					

3 - What proportion of class preparation and assignments (e.g. reading; daily homework; papers; problem sets) did you complete?

Response Option	Weight	Frequency	Percent	Percent Responses	Means
Some optional tasks in addition to everything that was required	(5)	1	20.00%	<div><div></div></div>	
Everything that was required	(4)	4	80.00%	<div><div></div></div>	
Most of what was required	(3)	0	0.00%		
About half of what was required	(2)	0	0.00%		
Less than half of what was required	(1)	0	0.00%		
				0 25 50 100	
Response Rate					
5/10 (50.00%)					

4 - On average, how many hours per week were spent on this course excluding regularly scheduled class time?

Response Option	Weight	Frequency	Percent	Percent Responses	Means
More than 16 hours per week	(6)	0	0.00%		
13 – 16 hours per week	(5)	1	20.00%	<div><div></div></div>	
9 – 12 hours per week	(4)	2	40.00%	<div><div></div></div>	
5 – 8 hours per week	(3)	2	40.00%	<div><div></div></div>	
1 – 4 hours per week	(2)	0	0.00%		
Less than 1 hour per week	(1)	0	0.00%		
				0 25 50 100	
Response Rate					
5/10 (50.00%)					

Course: Fall2025POLS2580S01: POLS2580 Fall25 S01 Quantitative Research Methods I-S01
Instructor: Paul Testa,Olgahan Cat *
TA: Aidong Li
Response Rate: 5/10 (50.00 %)

5 - Reflecting on your efforts, to what extent do you agree with the statement: I put in enough effort to learn from this course.

Response Option				Weight	Frequency	Percent	Percent Responses		Means										
Strongly Agree				(5)	2	40.00%			4.40		4.38		4.39		4.35				
Agree				(4)	3	60.00%													
Neither Agree nor Disagree				(3)	0	0.00%													
Disagree				(2)	0	0.00%													
Strongly Disagree				(1)	0	0.00%													
							0	25	50	100	Question		Brown University		Division		Department		
Response Rate		Mean	STD	Median	Brown University		Mean	STD	Median	Division		Mean	STD	Median	Department		Mean	STD	Median
5/10 (50.00%)		4.40	0.55	4.00	22655		4.38	0.70	4.00	5194		4.39	0.68	4.00	633		4.35	0.64	4.00

6 - This course:

challenged me to develop new skills, ideas, concepts, or ways of thinking.

Response Option				Weight	Frequency	Percent	Percent Responses	Means											
Strongly Agree				(5)	4	80.00%			4.80	4.51	4.51	4.49							
Agree				(4)	1	20.00%													
Neutral				(3)	0	0.00%													
Disagree				(2)	0	0.00%													
Strongly Disagree				(1)	0	0.00%													
							0	25	50	100	Question		Brown University		Division		Department		
Response Rate		Mean	STD	Median	Brown University		Mean	STD	Median	Division		Mean	STD	Median	Department		Mean	STD	Median
5/10 (50.00%)		4.80	0.45	5.00	22444		4.51	0.71	5.00	5155		4.51	0.70	5.00	635		4.49	0.72	5.00

6 - This course:

helped me develop a better understanding of the principles, theories, content, and/or facts in this area.

Response Option				Weight	Frequency	Percent	Percent Responses		Means										
Strongly Agree				(5)	4	80.00%													
Agree				(4)	0	0.00%													
Neutral				(3)	1	20.00%													
Disagree				(2)	0	0.00%													
Strongly Disagree				(1)	0	0.00%													
							0	25	50	100	Question		Brown University		Division		Department		
Response Rate		Mean	STD	Median	Brown University		Mean	STD	Median	Division		Mean	STD	Median	Department		Mean	STD	Median
5/10 (50.00%)		4.60	0.89	5.00	22353		4.53	0.72	5.00	5131		4.55	0.68	5.00	631		4.61	0.60	5.00

6 - This course:

had assignments that helped me learn.

Response Option				Weight	Frequency	Percent	Percent Responses	Means											
Strongly Agree				(5)	4	80.00%													
Agree				(4)	1	20.00%													
Neutral				(3)	0	0.00%													
Disagree				(2)	0	0.00%													
Strongly Disagree				(1)	0	0.00%													
								0	25	50	100	Question		Brown University		Division		Department	
Response Rate		Mean	STD	Median	Brown University		Mean	STD	Division		Mean	STD	Median	Department		Mean	STD	Median	
5/10 (50.00%)		4.80	0.45	5.00	22341		4.39	0.83	5.00		5135	4.38	0.82	5.00		631	4.35	0.82	5.00

Course: Fall2025POLS2580S01: POLS2580 Fall25 S01 Quantitative Research Methods I-S01
Instructor: Paul Testa,Olgahan Cat *
TA: Aidong Li
Response Rate: 5/10 (50.00 %)

6 - This course:

Overall, I rate this course as effective.

Response Option				Weight	Frequency	Percent	Percent Responses		Means										
Strongly Agree				(5)	4	80.00%	<div><div></div></div>		<div><div></div></div>		4.80		4.47		4.49		4.53		
Agree				(4)	1	20.00%	<div><div></div></div>												
Neutral				(3)	0	0.00%	<div><div></div></div>												
Disagree				(2)	0	0.00%	<div><div></div></div>												
Strongly Disagree				(1)	0	0.00%	<div><div></div></div>												
							0	25	50	100	Question		Brown University		Division		Department		
Response Rate		Mean	STD	Median	Brown University		Mean	STD	Median	Division		Mean	STD	Median	Department		Mean	STD	Median
5/10 (50.00%)		4.80	0.45	5.00	22170		4.47	0.77	5.00	5099		4.49	0.74	5.00	626		4.53	0.67	5.00


7 - The instructor (Olgahan Cat): -

was well prepared for each class or online module (e.g. lectures, discussions, and/or in-course activities were well organized).

Response Option				Weight	Frequency	Percent	Percent Responses		Means										
Strongly Agree				(5)	2	100.00%	<div><div></div></div>		<div>5.00</div>	<div>4.63</div>		<div>4.68</div>	<div>4.72</div>						
Agree				(4)	0	0.00%													
Neutral				(3)	0	0.00%													
Disagree				(2)	0	0.00%													
Strongly Disagree				(1)	0	0.00%													
N/A				(0)	0	0.00%													
							0	25	50	100	Question		Brown University		Division		Department		
Response Rate		Mean	STD	Median	Brown University		Mean	STD	Median	Division		Mean	STD	Median	Department		Mean	STD	Median
2/10 (20.00%)		5.00	0.00	5.00	24945		4.63	0.69	5.00	5225		4.68	0.61	5.00	641		4.72	0.55	5.00

7 - The instructor (Olgahan Cat): -






effectively engaged students in classes or online modules (e.g. elicited student interest in the topic; encouraged student participation; was responsive to questions; offered opportunities for discussion in pairs or small groups).

Response Option				Weight	Frequency	Percent	Percent Responses			Means								
Strongly Agree				(5)	2	100.00%				5.00		4.54		4.55		4.61		
Agree				(4)	0	0.00%												
Neutral				(3)	0	0.00%												
Disagree				(2)	0	0.00%												
Strongly Disagree				(1)	0	0.00%												
N/A				(0)	0	0.00%												
							0	25	50	100	Question		Brown University		Division		Department	
Response Rate		Mean	STD	Median	Brown University		Mean	STD	Median	Division	Mean	STD	Median	Department	Mean	STD	Median	
2/10 (20.00%)		5.00	0.00	5.00	24861		4.54	0.80	5.00	5214	4.55	0.78	5.00	642	4.61	0.69	5.00	

Course: Fall2025POLS2580S01: POLS2580 Fall25 S01 Quantitative Research Methods I-S01
Instructor: Paul Testa,Olgahan Cat *
TA: Aidong Li
Response Rate: 5/10 (50.00 %)






7 - The instructor (Olgahan Cat): -

effectively engaged students outside of classes or online modules (e.g. kept electronic resources up-to-date; was available during office hours; was responsive to requests to meet).

Response Option				Weight	Frequency	Percent	Percent Responses	Means											
Strongly Agree				(5)	2	100.00%													
Agree				(4)	0	0.00%													
Neutral				(3)	0	0.00%													
Disagree				(2)	0	0.00%													
Strongly Disagree				(1)	0	0.00%													
N/A				(0)	0	0.00%													
							0	25	50	100	Question		Brown University		Division		Department		
Response Rate		Mean	STD	Median	Brown University		Mean	STD	Median	Division		Mean	STD	Median	Department		Mean	STD	Median
2/10 (20.00%)		5.00	0.00	5.00	24841		4.50	0.81	5.00	5208		4.53	0.77	5.00	641		4.52	0.73	5.00






7 - The instructor (Olgahan Cat): -

made course material clear and understandable (e.g. was effective in explaining content).

Response Option				Weight	Frequency	Percent	Percent Responses		Means										
Strongly Agree				(5)	2	100.00%													
Agree				(4)	0	0.00%													
Neutral				(3)	0	0.00%													
Disagree				(2)	0	0.00%													
Strongly Disagree				(1)	0	0.00%													
N/A				(0)	0	0.00%													
							0	25	50	100	Question		Brown University		Division		Department		
Response Rate		Mean	STD	Median	Brown University		Mean	STD	Median	Division		Mean	STD	Median	Department		Mean	STD	Median
2/10 (20.00%)		5.00	0.00	5.00	24873		4.46	0.88	5.00	5215		4.50	0.81	5.00	642		4.62	0.65	5.00

7 - The instructor (Olgahan Cat): -

Overall, I rate this instructor as effective.

Response Option				Weight	Frequency	Percent	Percent Responses	Means													
Strongly Agree				(5)	2	100.00%															
Agree				(4)	0	0.00%															
Neutral				(3)	0	0.00%															
Disagree				(2)	0	0.00%															
Strongly Disagree				(1)	0	0.00%															
N/A				(0)	0	0.00%															
							0	25	50	100	Question		Brown University		Division		Department				
Response Rate		Mean	STD	Median	Brown University		Mean	STD	Median		Division		Department		Mean	STD	Median				
2/10 (20.00%)		5.00	0.00	5.00	24751		4.54	0.79	5.00		5177		4.56	0.76	5.00		638		4.64	0.65	5.00

8 - Thinking about the overall course and its content, what has been particularly effective about Olgahan Cat's approach to teaching in the course? -

Response Rate 2/10 (20%)

- Professor Cat was very friendly and welcomed us to ask him for help if we needed it. He did a good job explaining complex topics during his lecture. He also provided useful insight from his own research experience.
- Very helpful in explaining.

9 - Thinking about the overall course and its content, what specific recommendations would you have for Olgahan Cat about changes that would enhance your learning? -

Response Rate 2/10 (20%)

- I would love to hear more from him about his own experience learning and applying quantitative methods in his work.
- --

Course: Fall2025POLS2580S01: POLS2580 Fall25 S01 Quantitative Research Methods I-S01
Instructor: Paul Testa,Olgahan Cat *
TA: Aidong Li
Response Rate: 5/10 (50.00 %)

10 - In what ways did Olgahan Cat communicate the expectations for academic integrity (e.g. sufficient citations of source material; clarity on collaboration policy; clarity on what constitutes plagiarism)? What additional steps could Olgahan Cat have taken to communicate these expectations? -

Response Rate 2/10 (20%)

- He communicated this clearly in the syllabus and in the first class.
- Same as above.

11 - Did Olgahan Cat foster an environment where all students - including yourself - were treated with respect and their questions and perspectives welcomed? How did the instructor accomplish this? -

Response Rate 2/10 (20%)

- Yes, he welcome everyone to participate fully in discussions.
- Yes, open to answer any questions.

12 - What would you like to say about this course to a student who is considering taking it in the future?

Response Rate 3/10 (30%)

- This class is great for anyone without much prior experience in coding or quantitative research.
- Take it if you know little to no R and want to learn about how political scientists come to their conclusions. You'll be able to learn how strong their arguments are.
- This course is extremely useful for learning how to code in political science, and I benefited from it greatly. It should be required for all students in the field. I highly recommend it.

13 - My teaching assistant (Aidong Li):

was consistently prepared.

Response Option				Weight	Frequency	Percent	Percent Responses		Means										
Strongly Agree				(5)	4	80.00%													
Agree				(4)	1	20.00%													
Neutral				(3)	0	0.00%													
Disagree				(2)	0	0.00%													
Strongly Disagree				(1)	0	0.00%													
N/A				(0)	0	0.00%													
							0	25	50	100	Question		Brown University		Division		Department		
Response Rate		Mean	STD	Median	Brown University		Mean	STD	Median	Division		Mean	STD	Median	Department		Mean	STD	Median
5/10 (50.00%)		4.80	0.45	5.00	13491		4.61	0.70	5.00	3313		4.61	0.67	5.00	495		4.64	0.61	5.00

13 - My teaching assistant (Aidong Li):

effectively engaged students (e.g. encouraged student participation; was responsive to questions; offered opportunities for discussion in pairs or small groups).

Response Option				Weight	Frequency	Percent	Percent Responses		Means										
Strongly Agree				(5)	4	80.00%					4.80		4.56		4.55		4.54		
Agree				(4)	1	20.00%													
Neutral				(3)	0	0.00%													
Disagree				(2)	0	0.00%													
Strongly Disagree				(1)	0	0.00%													
N/A				(0)	0	0.00%													
							0	25	50	100	Question		Brown University		Division		Department		
Response Rate		Mean	STD	Median	Brown University		Mean	STD	Median	Division		Mean	STD	Median	Department		Mean	STD	Median
5/10 (50.00%)		4.80	0.45	5.00	13434		4.56	0.76	5.00	3295		4.55	0.75	5.00	491		4.54	0.76	5.00

Course: Fall2025POLS2580S01: POLS2580 Fall25 S01 Quantitative Research Methods I-S01
Instructor: Paul Testa,Olgahan Cat *
TA: Aidong Li
Response Rate: 5/10 (50.00 %)

13 - My teaching assistant (Aidong Li):

was responsive to students (e.g. was available during office hours; was responsive to questions; was responsive to requests to meet).

Response Option				Weight	Frequency	Percent	Percent Responses		Means										
Strongly Agree				(5)	4	80.00%			4.80		4.62		4.63		4.66				
Agree				(4)	1	20.00%													
Neutral				(3)	0	0.00%													
Disagree				(2)	0	0.00%													
Strongly Disagree				(1)	0	0.00%													
N/A				(0)	0	0.00%													
02550100										Question		Brown University		Division		Department			
Response Rate		Mean	STD	Median	Brown University		Mean	STD	Median	Division		Mean	STD	Median	Department		Mean	STD	Median
5/10 (50.00%)		4.80	0.45	5.00	13483		4.62	0.70	5.00	3309		4.63	0.66	5.00	494		4.66	0.59	5.00

13 - My teaching assistant (Aidong Li):

made content clear and understandable.

Response Option				Weight	Frequency	Percent	Percent Responses		Means										
Strongly Agree				(5)	4	80.00%													
Agree				(4)	1	20.00%													
Neutral				(3)	0	0.00%													
Disagree				(2)	0	0.00%													
Strongly Disagree				(1)	0	0.00%													
N/A				(0)	0	0.00%													
							0	25	50	100	Question		Brown University		Division		Department		
Response Rate		Mean	STD	Median	Brown University		Mean	STD	Median	Division		Mean	STD	Median	Department		Mean	STD	Median
5/10 (50.00%)		4.80	0.45	5.00	13474		4.55	0.77	5.00	3306		4.54	0.77	5.00	496		4.55	0.74	5.00

13 - My teaching assistant (Aidong Li):

provided clear feedback on assignments that improved my learning.

Response Option				Weight	Frequency	Percent	Percent Responses		Means										
Strongly Agree				(5)	4	80.00%													
Agree				(4)	1	20.00%													
Neutral				(3)	0	0.00%													
Disagree				(2)	0	0.00%													
Strongly Disagree				(1)	0	0.00%													
N/A				(0)	0	0.00%													
							0	25	50	100	Question		Brown University		Division		Department		
Response Rate		Mean	STD	Median	Brown University		Mean	STD	Median	Division		Mean	STD	Median	Department		Mean	STD	Median
5/10 (50.00%)		4.80	0.45	5.00	13429		4.53	0.81	5.00	3302		4.51	0.81	5.00	495		4.39	0.90	5.00

13 - My teaching assistant (Aidong Li):

Overall, I rate this teaching assistant as effective.

Response Option				Weight	Frequency	Percent	Percent Responses		Means										
Strongly Agree				(5)	4	80.00%	<div><div></div></div>		<div><div>4.80</div></div>		<div><div>4.57</div></div>		<div><div>4.57</div></div>		<div><div>4.56</div></div>				
Agree				(4)	1	20.00%													
Neutral				(3)	0	0.00%													
Disagree				(2)	0	0.00%													
Strongly Disagree				(1)	0	0.00%													
N/A				(0)	0	0.00%													
							0	25	50	100	Question		Brown University		Division		Department		
Response Rate		Mean	STD	Median	Brown University		Mean	STD	Median	Division		Mean	STD	Median	Department		Mean	STD	Median
5/10 (50.00%)		4.80	0.45	5.00	13398		4.57	0.75	5.00	3278		4.57	0.73	5.00	488		4.56	0.70	5.00

Course: Fall2025POLS2580S01: POLS2580 Fall25 S01 Quantitative Research Methods I-S01
Instructor: Paul Testa,Olgahan Cat *
TA: Aidong Li
Response Rate: 5/10 (50.00 %)

14 - What has been particularly effective about Aidong Li's approach to teaching in this course?

Response Rate	4/10 (40%)
<ul style="list-style-type: none">• Aidong was generous in offering her time to help me understand assignments.• The best ever. Has extreme patience and is always there to help.• Aidong was very patient with students and explained everything in detail during sessions. She was highly effective and knowledgeable, and she never dismissed questions.• She is very attentive and so kind. She is a great TA.	

15 - What specific advice would you have for Aidong Li about changes that would enhance your learning?

Response Rate	3/10 (30%)
<ul style="list-style-type: none">• None• No notes.• It might be helpful to have a session at the very beginning of the semester explaining the TA's role. While this could also be done by Paul, I think that in technical courses like this one, the TA's responsibilities should be clearly defined from the outset.	